

VAPT
ROAD-E-O
JUNE 2023
ROANOKE VA

Regulations

Special Needs

1. Drivers must use a Type B school bus (53 passenger). Participating divisions may not bring their own buses to use; buses will be provided at the event.
2. Each contestant will be allowed an adequate amount of time to familiarize him/herself with the bus prior to the operation of the vehicle to be driven in the competition. Only a staging area official may assist the driver in the adjustment of mirrors and seats within manufactured specifications. No other assistance will be permitted.
3. Participants will be assigned a contestant number for their vehicle to be driven at the road-e-o site and will be judged by the contestant number not name.
4. Each driver is placed on the honor system not to assist another driver in any way, nor receive assistance from other parties. Additionally, no riders are allowed during the competition.
5. Contestants will be allowed to compete in the road-e-o as either a team (driver and assistant) or Individual driver. Team or individual will be evaluated the same. One team per locality. Team events are; written test, WC securement and the loading and unloading of WC.
6. The wheelchair loading and securement events will focus on critically important procedures. Contestants will load and secure a wheelchair, and will be judged on items such as: setting lift, checking for head clearance before moving wheelchair through the lift door, selection of proper securement points on the wheelchair, adequate tightening of wheelchair securement straps and checking for securement, etc. The wheelchair- loading event must be completed within 5 minutes or less. The securement event must be completed within 10 minutes or less.
7. All events will be in accordance with the Virginia Department of Education's curriculum for school bus driver training and shall include, but not be limited to:
 - a. **Maintaining proper driving position, not putting head out window, wearing proper footwear, and wearing a properly adjusted seat belt at all times**
8. Noncompliance with regulations could result in disqualification
9. Drivers will be timed on one event, this time will be used in the event of a tie in your total score.
10. Upon maximum point deduction, the driver will be signaled to move on to the next event; failure to complete any obstacle event will result in maximum point deduction for that event.
11. Contestants shall set parking brakes and blow the horn when ready for measurements at the Stop Line and Parallel Parking.

12. Contestants may only open doors at Railroad Crossing and Student Pick-up events. Any other time will result in point deductions.
13. A contestant may direct questions to anyone on the road-e-o committee, once they have completed the competition. Judges shall **not be approached**. Decisions of the Road-e-o committee are final.
14. Under no circumstance will contestants or spectators be permitted on the obstacle course, staging area or testing room at any time.
15. No scores will be provided during the competition. Summary score sheets will be provided to each locality after completion of the road-e-o. Copies of individual score sheets or written tests are not available for review or distribution.
16. Winners will be announced following completion of the road-e-o. Awards will be given to the first, second, and third place winners.

Regulations

Transit

1. Drivers must use a full-size transit school bus. Participating schools may not bring their own bus; buses will be provided at the event.
2. Each contestant will be allowed an adequate amount of time to familiarize themselves with the bus prior to the operation of the vehicle to be driven in competition. Only a staging area official may assist drivers in the adjustment of mirrors and seats within manufactured specifications. No other assistance will be permitted.
3. Participants will be assigned a contestant number for their vehicle at the road-e-o site, and will be judged by contestant number, not name.
4. Each driver is placed on the honor system not to assist another driver, nor receive assistance from other parties. Additionally, no riders are allowed during competition.
5. All events will be in accordance with the Virginia Department of Education's curriculum for school bus driver training and shall include, but not be limited to:
 - a. Maintaining proper driving position, not putting head out window, wearing proper footwear, and wearing a properly adjusted seat belt at all times
6. Noncompliance with regulations could result in disqualification.
7. Drivers will be timed on one event, this time will be used in the event of a tie in your total score.
8. Once the driver has reached maximum point deduction, the driver will be signaled to move on to the next event.
9. Failure to complete any obstacle event will result in maximum point deduction for that event..
10. Contestants may only open doors at Railroad Crossing and Student Pick-up events. Any other time will result in point deductions.
11. A contestant may direct questions to anyone on the road-e-o committee, once they
12. have completed the competition. **Judges shall not be approached.** Decisions of the road-e-o committee are final.
13. Under no circumstance will contestants or spectators be permitted on the obstacle course, staging area or testing room at any time.
14. Winners will be announced following completion of the road-e-o. Awards will be given to the first, second, and third place winners.

RIGHT TURN EVENT

Maximum Score: 50 Points

Purpose of Test: This test is designed to determine a driver's ability to properly execute a right turn.

Instruction: A lane will be provided in which the driver will make the approach to the corner. The lane is marked on the right with a curb line 50 feet long or more. The driver will approach the corner giving the correct directional signal at least 100 feet from the turn as required by law. The contestant shall continue to steer the bus in a straight line until ready to execute the right turn. The bus may not stop during the event. The turn must be executed with out touching the curb line.

Scoring: Scoring will be based on the method in which the driver enters and recovers from the turn.

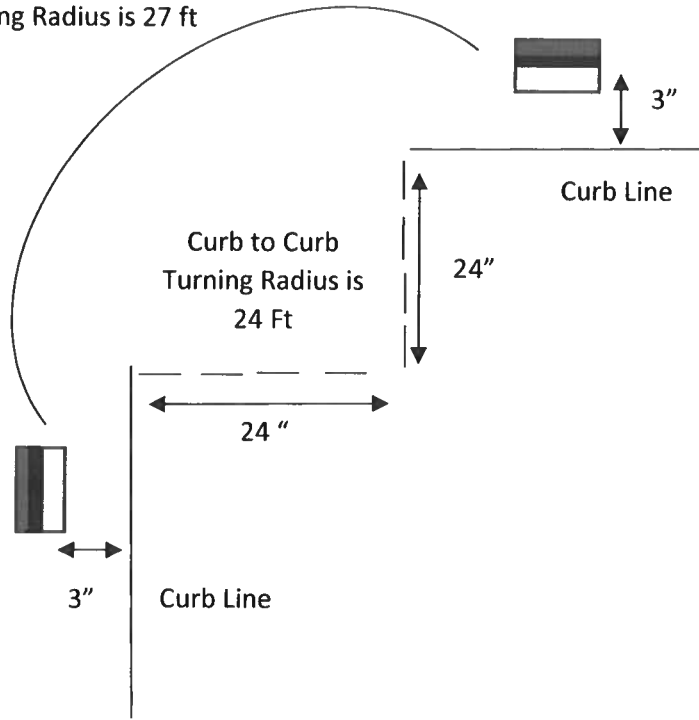
- If any tire touches the curb at any time 50 Points
- Failure to keep door closed during the event 50 Points
- Failure to complete event 50 Points
- Backing the bus 50 Points
- Failure to activate the right turn signal 100 feet from turn 25 Points
- Each instance of stopping during event (maximum if 50 points) 10 Points
- Failure to cancel right turn signal 5 Points

The right rear outside tire should pass through the scoring template at the beginning and completion of the arc of the turn. If curb side tire touches more than one color on the template, maximum deductions of the template will be taken. Deductions will be taken from the curbside of each template and the following demerits shall be charged.

- 0" to 6" (Yellow) 0 Points
- 7" to 9" (Black) 10 Points
- 10"to 12" (Red) 20 Points
- More than 12" (missed template completely) 25 Points

RIGHT TURN LAYOUT CHART

Template to Template Turning Radius is 27 ft



STOP LINE EVENT

Maximum Score: 35 Points

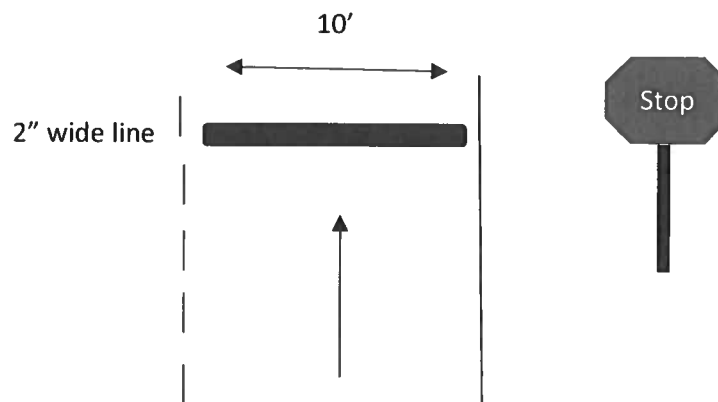
Purpose of Test: To determine contestant's depth perception, ability to use crossover mirrors, and the ability to bring the bus to a smooth and complete stop.

Instruction: The contestant will be expected to bring his/her bus to a complete stop as close to the stop line as possible without the face of the front bumper breaking the plane of the leading edge of the 2' wide stop line. No part of the front bumper can be over or on the 2' wide stop line. Only one stop can be made. Contestant will set the parking brake and sound the horn when ready for measurement. **The measurement will be made from the center of the front bumper.**

Scoring: The contestant has a perfect score if he/she stops within 2" of the leading edge of the 2" wide stop line.

- Deduct thirty-five (35) points if parking brake is not set or horn is not blown for measurement
- Deduct three (3) points for each 2" short of this goal.
- Deduct thirty-five (35) points if bumper breaks the plane of the leading edge of the 2" wide stop line.
- Deduct thirty-five (35) points for failure to complete event or follow instructions.
(Example: more than one stop)

TOTAL DEDUCTIONS FOR THIS EVENT WILL NOT EXCEED 35 POINTS.



BACK UP EVENT

Maximum Score: 50 Points

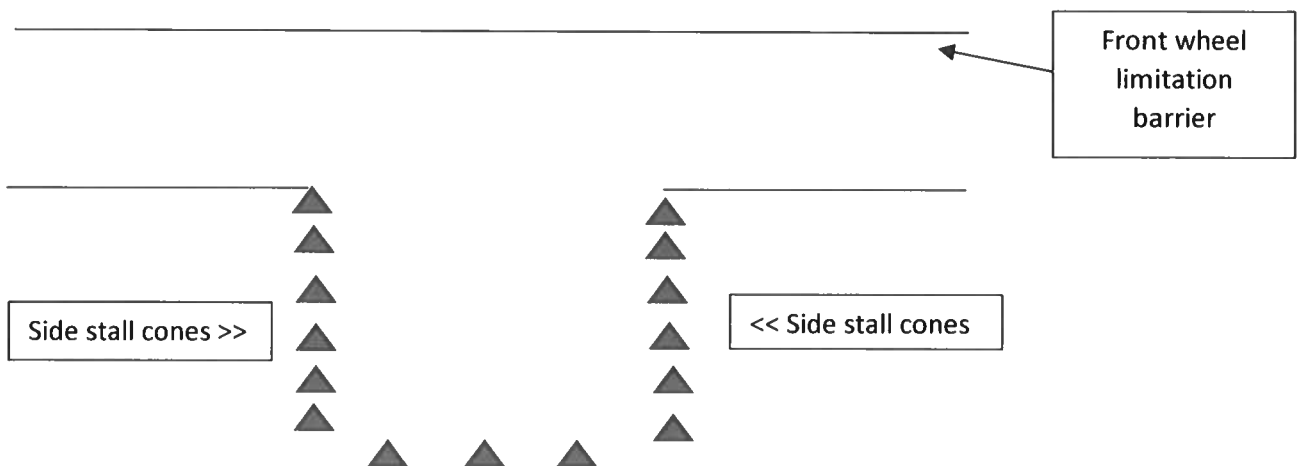
Purpose of Test: To safely back into an alley marked by cones, with limited maneuvering room for front of bus. Contestants must activate 4-way hazard lights while approaching and backing.

Instruction: The bus must pull past alley space, then back into designated space until front bumper of bus is behind the two front cones of space. Bus will then pull out of alley.

Scoring:

- Deduct ten (10) points for failure to activate 4-way hazard lights when approaching obstacle and during backing.
- Deduct fifty (50) points if any part of the bus touches any front wheel limitation line cone.
- Deduct ten (10) points if any part of the bus touches any side stall cone.
- Deduct twenty (20) points if bus knocks over or crushes any cone.
- Deduct twenty-five (25) points if front bumper of bus is not behind the top of the front two stall cones.
- Deduct ten (10) points for each additional backing of bus.
- Deduct fifty (50) points if bus backs into or over rear barrier cones.
- Deduct fifty (50) points if driver opens door.
- Deduct twenty-five (25) points for failure to de-activate 4-way hazard lights, and activating right turn signal for exiting stall.
- Deduct fifty (50) points for failure to complete event.

TOTAL DEDUCTIONS FOR THIS EVENT WILL NOT EXCEED 50 POINTS.



OFFSET ALLEY EVENT

Maximum Score: 50 Points

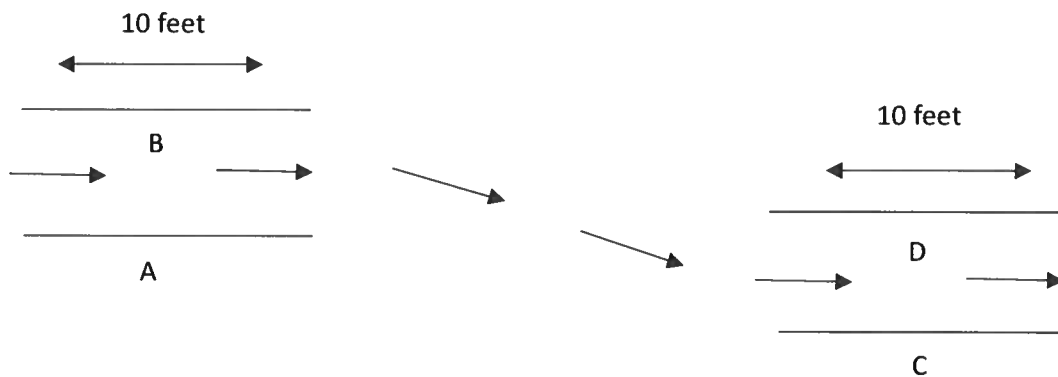
Purpose of Test: The driver is required to maneuver his/her bus through a series of turns and lane changes.

Instruction: The bus will pass through the first alley, then make a turn through second alley with a continuous forward motion.

Scoring: Deduction for each occurrence of any part of the bus touching any part of a cone.

- Barrier A – Deduct twenty (20) points per cone.
- Barrier B – Deduct eight (8) points per cone.
- Barrier C - Deduct eight (8) points per cone.
- Barrier D – Deduct fourteen (14) points per cone.
- Deduct five (5) points for each time the bus stops.
- Deduct fifty (50) points if the driver opens the door.
- Deduct fifty (50) points if the driver backs the bus.

TOTAL DEDUCTIONS FOR THIS EVENT WILL NOT EXCEED 50 POINTS.



STUDENT PICK-UP EVENT

Maximum Score: 25 Points

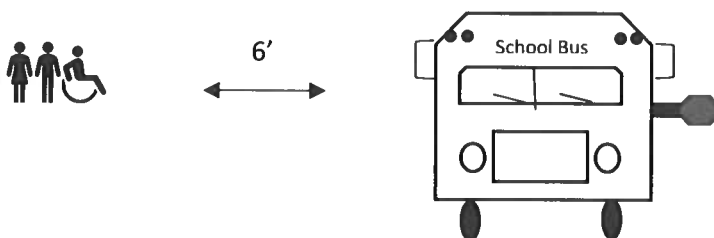
Purpose of Test: This test not only evaluates a driver's alertness while loading pupils, but also determines his/her ability to remember and perform several other important functions during student loading, including the proper use of mirrors, and the special school bus lighting system.

Instruction: Stop to load students, using the proper techniques. Contestants need to use mirrors before and after the stop, properly activating amber lights, and red lights. The driver should stop smoothly, set parking brake and place bus in neutral, have foot on brake while stopped, and open and close the door properly.

Scoring:

- Deduct five (5) points for failure to check mirrors before stop.
- Deduct twenty-five (25) points for failure to activate yellow warning light properly.
- Deduct five (5) points for failure to activate stop arm properly (after bus has stopped)
- Deduct five (5) points if door is opened before bus is stopped.
- Deduct five (5) points for jerky or sudden stops.
- Deduct Twenty (20) points if bus stops closer than six (6) FEET FROM STUDENT.
(The distance between student and the bus).
- Deduct five (5) points if foot is not on brake while bus is stopped.
- Deduct five (5) points if transmission is not put in neutral and parking brake has not been set.
- Deduct five (5) points if bus is moved before door is closed.
- Deduct five (5) points for failure to cancel all traffic warning devices.
- Deduct fifteen (15) points for not checking mirrors before proceeding.

TOTAL DEDUCTIONS FOR THIS EVENT WILL NOT EXCEED 25 POINTS.



RAILROAD CROSSING EVENT

Maximum Score: 50 Points

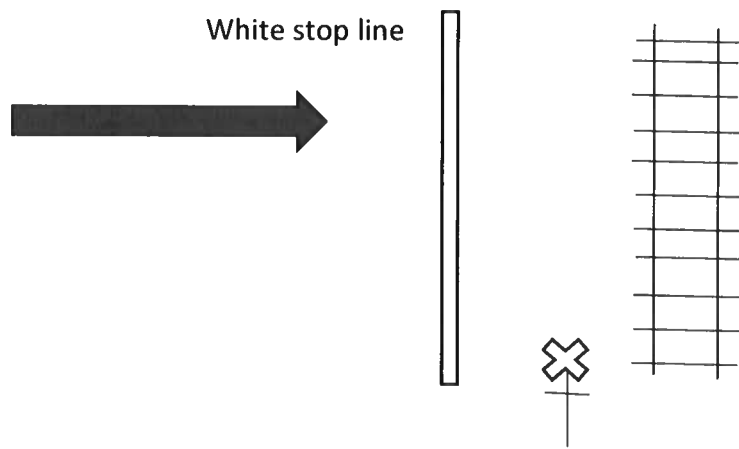
Purpose of Test: The railroad crossing represents one of the greatest hazards in school bus transportation where causalities or fatalities can occur. This test evaluates the driver's degree of care and knowledge of laws, rules, and regulations when required to operate a school bus across railroad tracks.

Instruction: Safely stop and cross a railroad track.

Scoring:

- Deduct twenty-five (25) points if 4-way hazard lights are not activated when approaching tracks.
- Deduct five (5) points for failure to check mirrors
- Deduct twenty-five (25) points if bus is not stopped within proper distance of track (15-50 feet)
- Deduct ten (10) points for failure to open door.
- Deduct fifty (50) points for failure to check both directions of tracks.
- Deduct ten (10) points if window is not opened and noisy equipment is not shut off.
- Deduct twenty-five (25) points for failure to check both directions of tracks.
- Deduct ten (10) points if door is not closed before crossing the tracks
- Deduct five (5) points if 4-way hazards lights are not cancelled before crossing tracks.

TOTAL DEDUCTIONS FOR THIS EVENT WILL NOT EXCEED 50 POINTS.



STRAIGHT LINE EVENT

Maximum Score: 50 Points

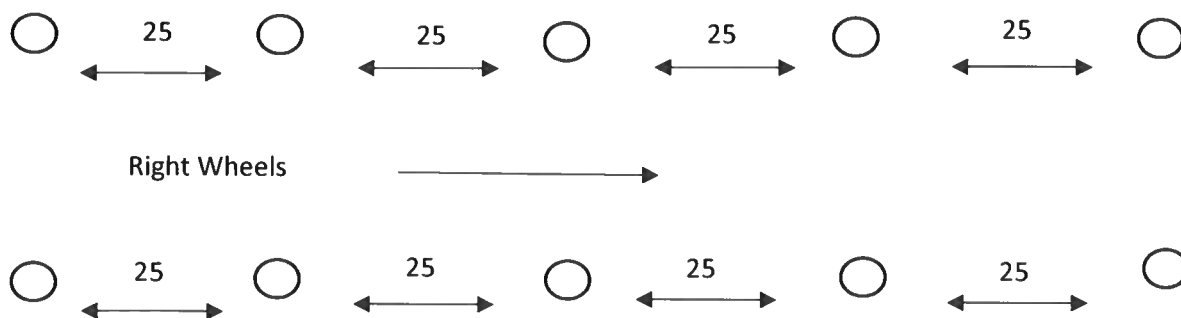
Purpose of Test: To determine the driver's ability to maneuver a bus in a straight line of a given width.

Instruction: Bus is to pass through the lane without touching any tennis balls with right front or right rear tires. Distance between the tennis balls is the width of the duals plus 3".

Scoring:

- Deduct ten (10) points for each instance of stopping forward motion of the bus.
- Deduct five (5) points for each instance of right front or right rear tire touching any of the tennis balls.
- Deduct ten (10) points for each instance that the right front or right rear knocks over any tennis ball.
- Deducts fifty (50) points for failure to complete event or follow instruction.

TOTAL DEDUCTIONS FOR THIS EVENT WILL NOT EXCEED 50 POINTS.



DIMINISHING CLEARANCE EVENT

Maximum Score: 50 Points

Purpose of Test: To determine a driver's ability to maneuver bus in straight line in a diminishing width.

Instruction: The bus should proceed through this lane in a smooth and continuous manner without touching any of the cones. For the purpose of conducting this event, five pairs of cones are set up parallel to the next. The distance between each pair of cones is 25 feet. The width of each pair varies as follows:

Beginning at the start of the event, the width of the first pair of cones is 8' 10".

The width of the second pair of cones is 8' 8".

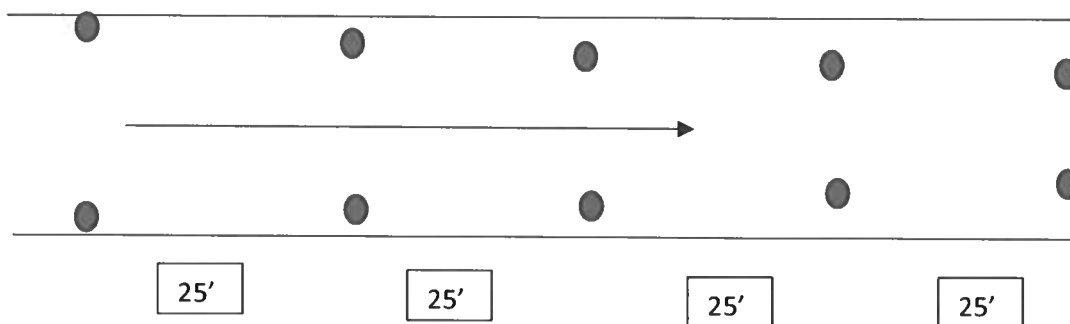
The width of the third pair of cones is 8' 6".

The width of the fourth pair of cones is 8' 4".

The width of the fifth pair of cones is 8' 2".

Scoring:

- Deduct ten (10) points for each instance of uneven forward movement of the bus.
- Deduct ten (10) points for each instance of stopping the forward motion of the bus.
- Deduct ten (10) points for each instance of the bus touching any cones.



PARALLEL PARKING EVENT

Maximum Score: 50 Points

Purpose of Test: The event is designed to evaluate the contestant's ability to park the bus parallel to the curb without touching barriers placed at both ends of the parking area, without touching the curb and within 18 inches of the curb. It is also designed to judge the ability to drive the bus out of the parking area without touching the barriers or the curb.

Instruction: This course simulates a limited curb length between parked cars. Two barriers will be set at right angles to the curb line, extending out eight feet from the curb. The distance between the two barriers will be:

- For transits, the length of the bus plus six 6 feet.
- For all conventional and small buses, the length of the bus plus seven (7) feet.

A measure will be taken at the rear duals on all vehicles. On conventional buses a front measurement will be taken in front of the service door. On transits buses the front measurements will be taken at the front wheels. Score demerits will be the greater of the two measurements.

Backing in and Pulling out: The contestant will be permitted to back up twice before demerits are charged.

Scoring: Scoring will be based on the method in which the driver enters and exits a stall.

- Failure to activate directional signals when entering. 25 Points
- Failure to set parking brake and sound horn. 50 Points
- Bus touching front or rear barrier at any time. 50 Points
- Failure to keep door closed during event. 50 Points
- Failure to complete event. 50 Points

Scoring for back in: Scoring will be based on the method in which the driver enters and exits a stall.

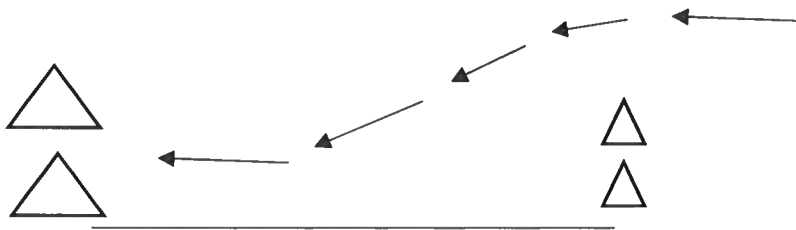
- Failure to use 4-way hazard lights before entering a stall 25 Points
- First instances of touching curb line with tire 50 Points
- For each instance of backing more than twice (not to exceed 25 demerits) 5 Points

Scoring for Zone Parallel to Curb

Zone 1	0" to 3" from curb	0 Points
Zone 2	4" to 6" from curb	3 Points
Zone 3	7" to 9" from curb	6 Points
Zone 4	10" to 12" from curb	9 Points
Zone 5	13" to 15" from curb	12 Points
Zone 6	16" to 18" from curb	15 Points
Over 18" from curve		18 Points

Scoring for Pulling out

- Failure to use turn signal when exiting 25 Points
- First instance of touching the curb line with tire 50 Points
- Failure to cancel turn signal when exiting 10 Points
- For each instance for backing more than twice (Not to exceed 25 demerits) 5 Points



SCORING SYSTEM

Written Test	100 Points
Pre-Trip Inspection Test	100 Points
Right Turn Event	50 Points
Stop Line Event	35 Points
Back-Up Event	50 Points
Offset Alley Event	50 Points
Student Pick-Up Event	25 Points
Railroad Crossing Event	50 Points
Straight Line Event	50 Points
Diminishing Clearance Event	50 Points
Parallel Parking Event	50 Points
Total Points	610 Points

Contestant time on the obstacle course will be used to break ties within the scoring.