

## **Directions to the Road-e-o Site 2013**

*James River High School  
3700 James River Road  
Midlothian, Virginia. 23113*

### **From Interstate 95 North:**

Take Interstate 95 South toward Richmond, to I 295 exit (84B) toward Charlottesville, take US-1 (exit on left) toward Richmond, merge onto I 295 N via the exit on the left toward I-64 W/Charlottesville, merge onto I-64 W via exit 53A toward Charlottesville, to VA-288 South (World War II Veterans Memorial Hwy) exit 175 toward Chesterfield. Take Robious Road VA-711 E exit, left on Huguenot Trail, Huguenot TRL becomes Robious Rd, left onto James River Rd.

### **From Interstate 95 South:**

Take Interstate 95 North to VA-288 North (World War II Veterans Memorial Hwy) exit 62 toward Chesterfield/Powwhite Pkwy. Take the Robious Road/VA-711 East exit. Left on Huguenot Trl, Huguenot Trl becomes Robious Rd. Left on James River Rd.

### **From Interstate 64 East:**

Take Interstate 64 West toward Richmond, merge onto I-295 N via exit 200 toward Washington. Merge onto I-64 W via exit 53A toward Charlottesville. Merge onto VA-288 South (World War II Veterans Memorial Hwy) via exit 175 toward Chesterfield. Take Robious Rd / VA-711 east exit. Left on Huguenot TRL, Huguenot Trl becomes Robious Rd. Left onto James River Road.

### **From Interstate 64 West:**

Take I-64 East toward Richmond, merge onto VA-288 South (World War II Memorial Hwy) via exit 175 toward Chesterfield. Take the Robious Rd VA-711 east exit. Take left onto Huguenot Trl, Huguenot Trl becomes Robious Rd. Left onto James River Road.

### **From Holiday Inn Select Koger Center South:**

Head north on Koger Center Blvd. Toward Center View Dr. Continue West on Koger Center Dr. Turn Rt. at Huguenot Rd./VA-147 North. Slight left to on Huguenot Rd./VA-147 North. Turn left on Robious Rd. Turn right on James River Rd. School will be on your left.

# ROAD-E-O REGULATIONS

## Special Needs

1. Drivers must use a Special Needs school bus. Participating school divisions may not bring their own bus; buses will be provided at the event.
2. Each contestant will be allowed an adequate amount of time to familiarize him/herself with the bus prior to the operation of the vehicle to be driven in competition. Only a staging area official may assist driver in the adjustment of mirrors and seat within manufactured specifications. No other assistance will be permitted.
3. Participants will be assigned a contestant number for their vehicle at the road-e-o site, and will be judged by contestant number, not name.
4. Each driver is placed on the honor system **not to assist another driver in any way, nor receive assistance from other parties.** Additionally, **no riders are allowed during competition.**
5. Contestants will be allowed to compete in the road-e-o as either a team (driver and assistant) or Individual driver. Team or individual will be evaluated the same. One team per locality. Team events are; written test, WC securment and the loading and unloading of WC.
6. The wheelchair loading and securement events will focus on critically important procedures. Contestants will load and secure a wheelchair, and will be judged on items such as: setting lift, checking for head clearance before moving wheelchair through the lift door, selection of proper securement points on the wheelchair, adequate tightening of wheelchair securement straps and checking for securement, etc. The wheelchair-loading event must be completed within 5 minutes or less. The securement event must be completed within 10 minutes or less.
7. All events will be in accordance with the Virginia Department of Education's curriculum for school bus driver training and shall include, but not be limited to:  
**Maintaining proper driving position, not putting head out window, and wearing a properly adjusted seat belt at all times**
8. Non-compliance with regulations could result in disqualification.
9. Driver's will be timed on one event, this time will be used in the event of a tie in your total score.
10. Upon maximum point deduction, driver will be signaled to move on to next event; failure to complete any obstacle event will result in maximum point deduction for that event.
11. Contestant shall set **parking brake** and shall **blow horn** when ready for measurements at the **Stop Line** and **Parallel Parking**.
12. Contestant **may only open door at Railroad Crossing and Student Pick-up events.** Any other time will result in point deductions.

13. A contestant may direct questions to anyone on the road-e-o committee, once they have completed the competition. **Judges shall not be approached.** Decisions of the Road-e-o committee are final.
14. Under no circumstance will contestants or specators be permitted on the obstacle course, staging area or testing room at anytime.
15. No scores will be provided during the competition. Summary score sheets will be provided to each locality after completion of the roadeo. Copies of individual score sheet or written test are not available for review or distribution.
16. Winners will be announced following completion of the road-e-o. Awards will be given to the first, second, and third place winners.

revised 7/11

# ROAD-E-O REGULATIONS

## Coventional/Transit

1. Drivers must use a full-size conventional/ transit school bus. Participating school divisions may not bring their own bus; buses will be provided at the event.
2. Each contestant will be allowed an adequate amount of time to familiarize him/herself with the bus prior to the operation of the vehicle to be driven in competition. Only a staging area official may assist drivers in the adjustment of mirrors and seat within manufactured specifications. No other assistance will be permitted.
3. Participants will be assigned a contestant number for their vehicle at the road-e-o site, and will be judged by contestant number, not name.
4. Each driver is placed on the honor system **not to assist another driver, nor receive assistance from other parties.** Additionally, **no riders are allowed during competition.**
5. All events will be in accordance with the Virginia Department of Education's curriculum for school bus driver training and shall include, but not be limited to:  
**Maintaining proper driving position, not putting head out window, and wearing a properly adjusted seat belt at all times**
6. Non-compliance with regulations could result in disqualification.
7. Driver's will be timed on one event, this time will be used in the event of a tie in your total score.
8. Upon maximum point deduction, driver will be signaled to move on to next event; failure to complete any obstacle event will result in maximum point deduction for that event.
9. Contestant shall set **parking brake** and shall **blow horn** when ready for measurements at the **Stop Line** and **Parallel Parking.**
10. Contestant **may only open door at Railroad Crossing and Student Pick-up events.** Any other time will result in point deductions.
11. A contestant may direct questions to anyone on the road-e-o committee, once they have completed the competition. **Judges shall not be approached.** Decisions of the road-e-o committee are final.
12. Under no circumstance will contestants or specators be permitted on the obstacle course, staging area or testing room at any time.
13. No scores will be provided during the competition. Summary score sheets will be provided to each locality after completion of the roadeo. Copies of individual score sheet or written test are not available for review or distribution.
14. Winners will be announced 45 minutes following completion of the road-e-o. Awards will be given to the first, second, and third place winners.

# BACK UP EVENT

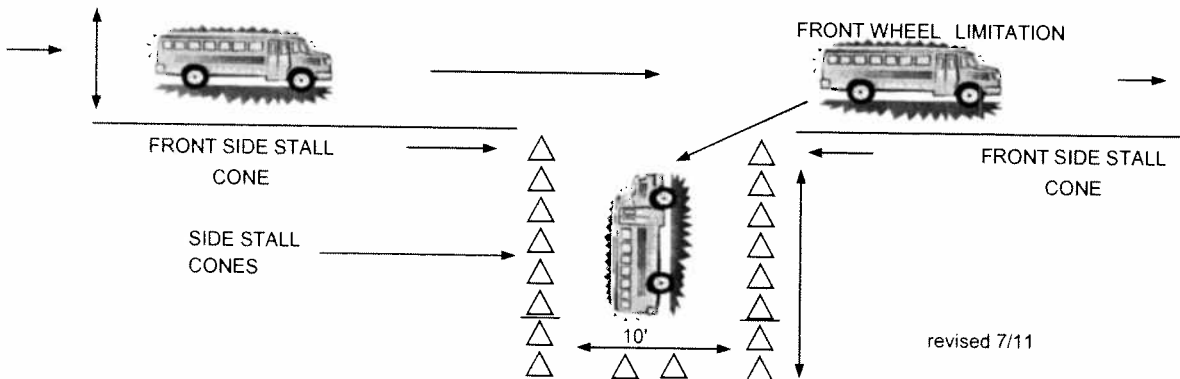
## Score Sheet

Contestant Number: _____	Maximum Score: <u>50 Points</u>
	Deductions: _____
	Score Earned: _____
<b>TO BE COMPLETED BY SCORE OFFICIAL</b>	Time: _____

### TO BE COMPLETED BY JUDGE

	Deduct Each Time	Deductions
Failure to activate 4-way hazard lights when approaching obstacle and during backing	- 10 Points	- _____
If any part of bus touches a front wheel limitation line cone	- 50 Points	- _____
For each time any part of bus touches any side stall cone	- 10 Points	- _____
If any cone is knocked over or crushed	- 20 Points	- _____
If front bumper of bus is not behind the top of the front two stall cones	- 25 Points	- _____
Check each additional backing of bus. Deduct ten (10) points for each time.		
No. of additional Times: _____	Total Deductions	- _____
Bus extends into or over rear barrier line	- 50 Points	- _____
If driver opens door	- 50 Points	- _____
Failure to de-activate 4-way hazard lights and activating right turn signal for exiting stall	-25 Points	- _____
If driver does not complete event	-50 Points	- _____
<b>Total Deductions (not more than 50)</b>		- _____

**Official Judge:** \_\_\_\_\_



# BACK - UP EVENT

## MAXIMUM SCORE - 50 POINTS

**PURPOSE OF TEST:** To safely back into an alley marked by cones, with limited maneuvering room for front of bus. **Contestants must activate 4-way hazard lights while approaching and backing.**

**INSTRUCTION:** Bus must pull past alley space, then back into designated space until front bumper of bus is behind the two front cones of space. Bus will then pull out of alley.

## SCORING:

Deduct **ten (10)** points for failure to activate 4-way hazard lights when approaching obstacle and during backing.

Deduct **fifty (50)** points if any part of bus touches any front wheel limitation line cone.

Deduct **ten (10)** points each time any part of bus touches any side stall cone.

Deduct **twenty (20)** points if bus knocks over or crushes any cone.

Deduct **twenty-five (25)** points if front bumper of bus is not behind the top of the front two stall cones.

Deduct **ten (10)** points for each additional backing of bus.

Deduct **fifty (50)** points if bus backs into or over rear barrier cones.

Deduct **fifty (50)** points if driver opens door.

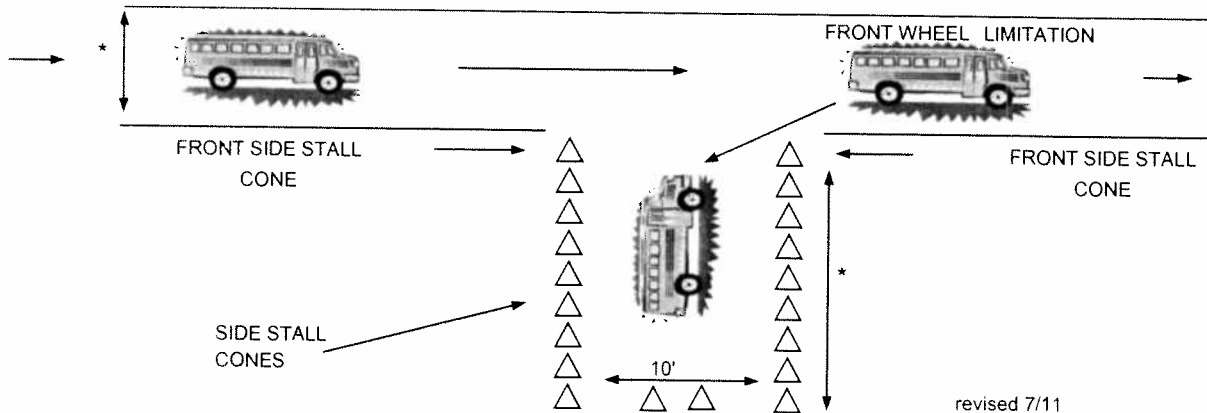
Deduct **twenty-five (25)** points for failure to de-activate 4-way hazard lights, and activating right turn signal for exiting stall.

Deduct **fifty (50)** points for failure to complete event.

TOTAL DEDUCTIONS FOR THIS EVENT WILL NOT EXCEED 50 POINTS.

\* Transit bus  
Conventional Bus

Length of bus plus 1'  
Length of bus plus 4'



# DIMINISHING CLEARANCE EVENT

## MAXIMUM SCORE - 50 POINTS

**PURPOSE OF TEST:** To determine driver's ability to maneuver bus in straight line in a diminishing width.

**INSTRUCTIONS:** The bus should proceed through this lane in a smooth and continuous manner without touching any of the cones. For the purpose of conducting this event, five pairs of parallel cones are set up. Each pair of cones, however, is parallel to the next. The distance between each pair of cones is 25 feet. The width of each pair varies as follows:

Beginning at the start of this event, the width of the first pair of cones is 8' 10".

The width of the second pair of cones is 8' 8".

The width of the third pair of cones is 8' 6".

The width of the fourth pair of cones is 8' 4".

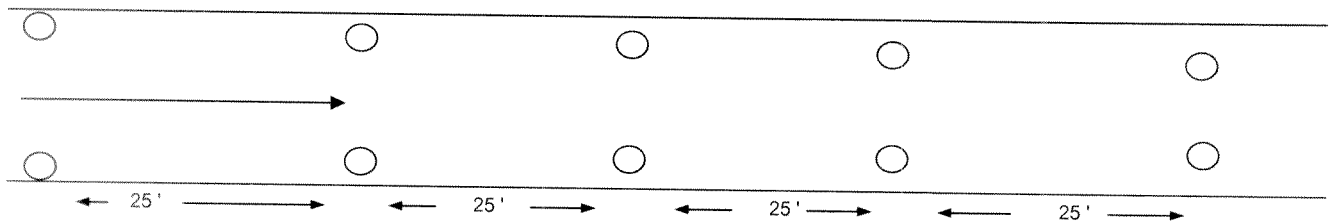
The width of the fifth pair of cones is 8' 2".

## SCORING:

Deduct ten (10) points for each instance of uneven forward movement of the bus.

Deduct ten (10) points for each instance of stopping the forward motion of the bus.

Deduct ten (10) points for each instance of bus touching any cones.



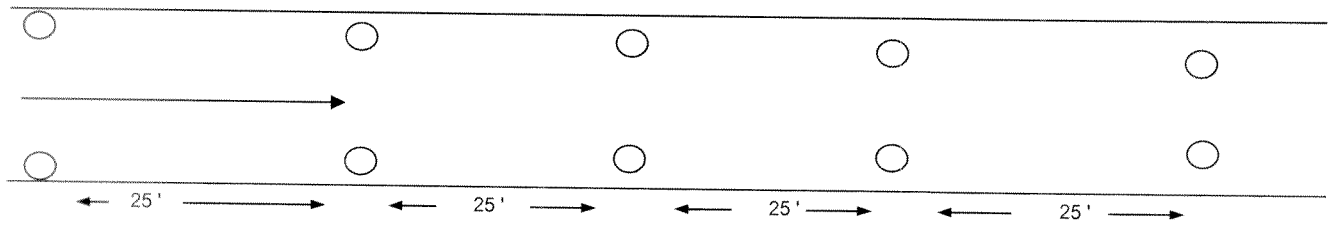
# DIMINISHING CLEARANCE EVENT

## Score Sheet

Contestant Number: _____	Maximum Score: <u>50 Points</u>
	Deductions: _____
<b>TO BE COMPLETED BY SCORE OFFICIAL</b>	Score Earned: _____
	Time: _____

**TO BE COMPLETED BY JUDGE**

		<u>Deductions</u>
Check each instance of uneven forward movement of bus. Deduct ten (10) points for each instance. No. of times: _____	Total Deduction	- _____
Check each instance of stopping the forward motion of bus. Deduct ten (10) points for each instance. No. of times: _____	Total Deduction	- _____
Check each instance of bus touching any cones. Deduct ten (10) points for each instance. No. of times: _____	Total Deduction	- _____
<b>Total Deductions (not more than 50)</b>		- _____



Official Judge: \_\_\_\_\_



# OFFSET ALLEY EVENT

## MAXIMUM SCORE - 50 POINTS

**PURPOSE OF TEST:** The driver is required to maneuver his/her bus through a series of turns and lane changes.

**INSTRUCTIONS:** The bus will pass through first alley, then make turn through second alley, with continuous forward motion. **Length of bus plus 3 feet for buses over 29 feet long.**

**SCORING:** Deduction for each occurrence of any part of bus touching any part of cone.

Barrier A - Deduct **twenty (20)** points per cone.

Barrier B - Deduct **eight (8)** points per cone.

Barrier C - Deduct **eight (8)** points per cone.

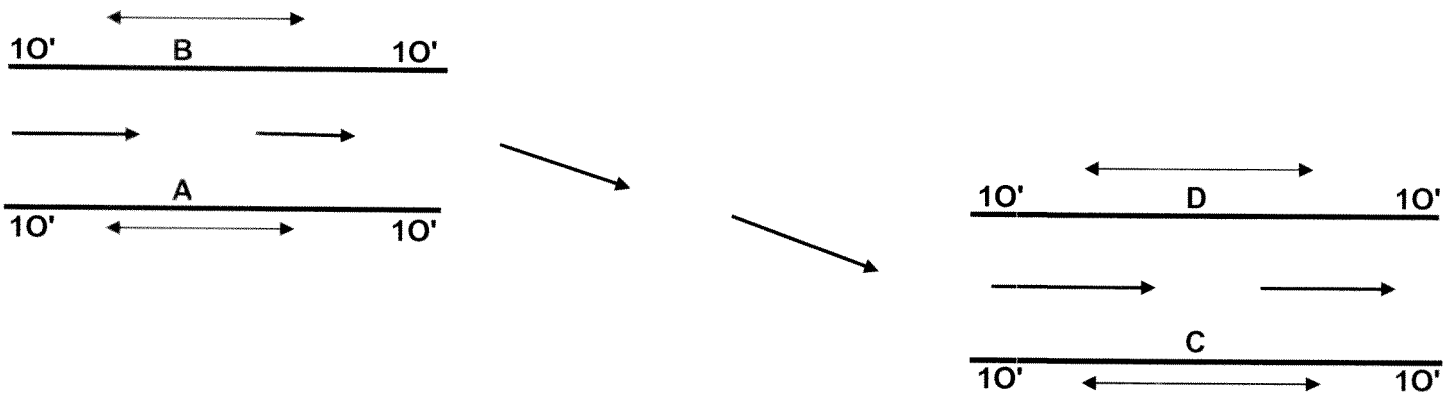
Barrier D - Deduct **fourteen (14)** points per cone.

Deduct **five (5)** points for each time bus stops.

Deduct **fifty (50)** points if driver opens door.

Deduct **fifty (50)** points if driver backs the bus.

TOTAL DEDUCTIONS FOR THIS EVENT WILL NOT EXCEED 50 POINTS.



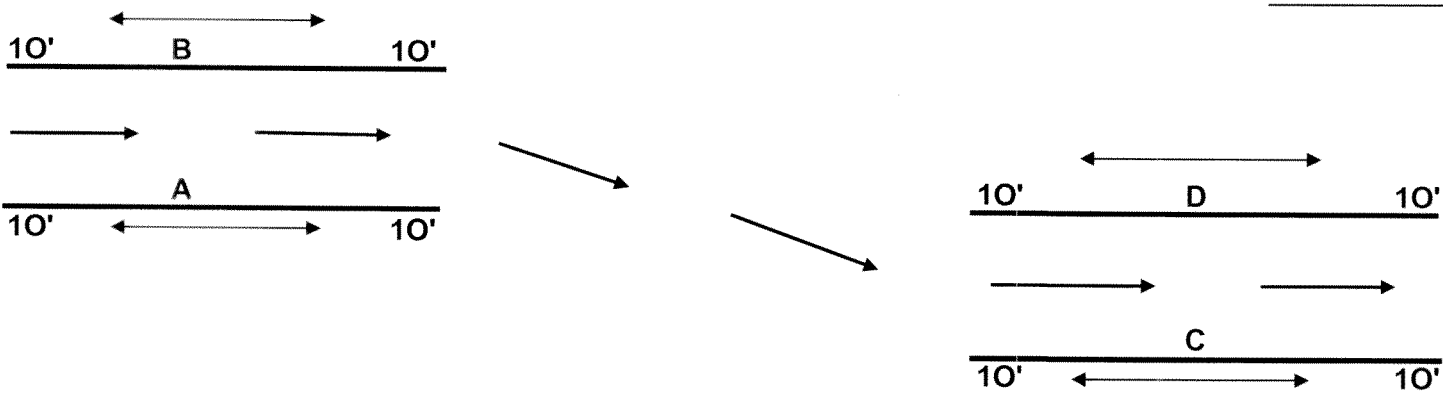
# OFFSET ALLEY EVENT

## Score Sheet

Contestant Number: _____	Maximum Score: <u>50 Points</u>
	Deductions: _____
<b>TO BE COMPLETED BY SCORE OFFICIAL</b>	Score Earned: _____

### TO BE COMPLETED BY JUDGE

		<u>Deductions</u>
Check each instance of stopping forward motion of bus. Deduct five (5) points for each instance.		
No. of times: _____	Total Deductions	-
Check barriers touched:		
Barrier A = - 20 points per cone _____		-
Barrier B = - 8 points per cone _____		-
Barrier C = - 8 points per cone _____		-
Barrier D = - 14 points per cone _____		-
Each instance of bus stopping	5 points	-
Driver opening door	50 points	-
Driver backed up bus	50 points	-
<b>Total Deductions (not more than 50)</b>		-



Official Judge: \_\_\_\_\_

# PARALLEL PARKING

## Score Sheet

Contestant Number: _____	Maximum Score: <u>50 Points</u>
	Deductions: _____
	Score Earned: _____

**TO BE COMPLETED BY SCORE OFFICIAL**

### TO BE COMPLETED BY JUDGE

#### Entering the Parking Zone

Check each instance of backing the bus and charge 5 Points each instance over two backs.

(0) (0) (5) (10) (15) (20) (25) not to exceed 25 points 5 points \_\_\_\_\_

Bus touches any barrier 50 points \_\_\_\_\_

Tire touches the curb line 50 points \_\_\_\_\_

#### **Parking Zone:**

		Front	Rear		<u>Deductions</u>
Bus parked	0" - 3"	_____	_____	00 points	_____
Bus parked	3" - 6"	_____	_____	03 points	_____
Bus parked	6" - 9"	_____	_____	06 points	_____
Bus parked	9" - 12"	_____	_____	09 points	_____
Bus parked	12" - 15"	_____	_____	12 points	_____
Bus parked	15" - 18"	_____	_____	15 points	_____
Bus parked	(over 18)	_____	_____	18 points	_____

**Scoring demerits will be the greater of the two measurements**

#### Exiting the Parking Zone:

Check each instance of backing the bus and charge 5 points for each instance over two backs.

(0) (0) (5) (10)(15) (20) (25) not to exceed 25 points (05 points) \_\_\_\_\_

Bus touches any barrier (50 points) \_\_\_\_\_

Activate 4 way hazards (25 points) \_\_\_\_\_

Tire touches the curb line (50 points) \_\_\_\_\_

#### **Failure to:**

Set parking brake and sound horn (50 points) \_\_\_\_\_

Keep door closed during event (50 points) \_\_\_\_\_

Activate directional signal when entering (25 points) \_\_\_\_\_

Activate directional signal when exiting (25 points) \_\_\_\_\_

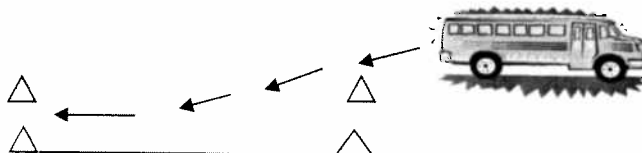
Cancel directional signal (10 points) \_\_\_\_\_

Failure to complete event (50) points \_\_\_\_\_

#### **Total Deductions (not more than 50)**

\_\_\_\_\_

**Official Judge:** \_\_\_\_\_



# PARALLEL PARKING EVENT

## MAXIMUM SCORE - 50 POINTS

**PURPOSE OF TEST:** The event is designed to evaluate the contestant's ability to park the bus parallel to the curb without touching barriers placed at both ends of the parking area, without touching the curb and within 18 inches of the curb. It is also designed to judge the ability to drive the bus out of the parking area without touching the barriers or the curb.

**INSTRUCTIONS:** The course simulates a limited curb length between parked cars. Two barriers will be set at right angles to the curb line, extending out eight feet from the curb. The distance between the two barriers will be :

**For all transits, the length of the bus plus six feet.**

**For all conventional and small buses, the length of the bus plus seven feet.**

(A measurement will be taken at the rear duals on all vehicles. On conventional buses a front measurement will be taken in front of the service door. On transit buses the front measurement will be taken at the front wheels). **Scoring demerits will be the greater of the two measurements**

**Backing in and Pulling out:** The contestant will be permitted to back up twice before demerits are charged.

**SCORING:** Scoring will be based on the method in which the driver enters and exits a stall.

Failure to activate directional signal when entering	25 points
Failure to set parking brake and sound horn.	50 points
Bus touching front or rear barrier at anytime	50 points
Failure to keep door closed during event	50 points
Failure to complete event	50 points

### **SCORING FOR BACKING IN:**

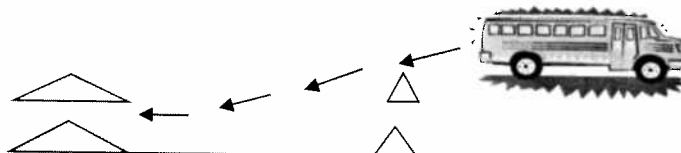
Failure to use 4 way hazard lights before entering stall	25 points
First instance of touching curb line with tire	50 points
For each instance of backing more than twice (not to exceed 25 demerits)	5 points

### **SCORING FOR ZONES PARALLEL TO CURB:**

Zone 1	0" to 3" from curb	0 points
Zone 2	3" to 6" from curb	3 points
Zone 3	6" to 9" from curb	6 points
Zone 4	9" to 12" from curb	9 points
Zone 5	12" to 15" from curb	12 points
Zone 6	15" to 18" from curb	15 points
Over 18" from curb		18 points

### **SCORING FOR PULLING OUT:**

Failure to use left turn signal when exiting	25 points
First instance of touching the curb line with tire	50 points
Failure to cancel directional signal when exiting	10 points
For each instance for backing more than twice (not to exceed 25 demerits)	5 points



# RAILROAD CROSSING EVENT

## MAXIMUM SCORE - 50 POINTS

**PURPOSE OF TEST:** The railroad crossing represents one of the greatest hazards in school bus transportation where as casualties or fatalities can occur. This test evaluates the driver's degree of care and knowledge of laws, rules, and regulations when required to operate a school bus across railroad tracks.

**INSTRUCTIONS:** Safely stop and cross a railroad track.

## SCORING:

Deduct twenty **five (25)** points if 4-way hazard lights are not activated when approaching tracks.

Deduct **five (5)** points for failure to check mirrors.

Deduct twenty five **(25)** points if bus is not stopped within proper distance of track (15-50 feet)

Deduct **ten (10)** points for failure to open door.

Deduct fifty **(50)** points for improper use of traffic warning lights.

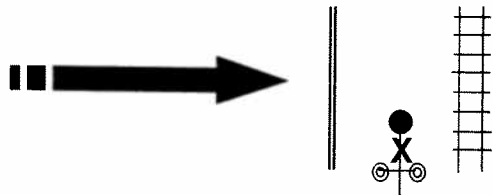
Deduct **ten (10)** points if window is not opened and noisy equipment is not shut off.

Deduct **twenty-five (25)** points for failure to check both directions of tracks.

Deduct ten **(10)** points if door is not closed before crossing tracks.

Deduct **five (5)** points if 4-way hazard lights are not cancelled before crossing tracks.

TOTAL DEDUCTIONS FOR THIS EVENT WILL NOT EXCEED 50 POINTS.



# RAILROAD CROSSING EVENT

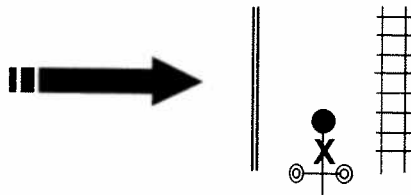
## Score Sheet

Contestant Number: _____	Maximum Score: <u>50 Points</u>
	Deductions: _____
	Score Earned: _____
<b>TO BE COMPLETED BY SCORE OFFICIAL</b>	Time: _____

### TO BE COMPLETED BY JUDGE

	Deduction Points
Failure to activate 4-way hazard lights when approaching tracks	- 25 points _____
Failure to check mirrors	- 5 points _____
Failure to stop bus within proper distance of tracks (15 to 50 feet)	- 25 points _____
Failure to open door	- 10 points _____
Improper use of traffic warning lights	- 50 points _____
Failure to open window, shut off all noisy equipment.	- 10 points _____
Failure to check both directions of tracks	- 25 points _____
Failure to close door before crossing tracks	- 10 points _____
Failure to cancel 4-way hazard lights before crossing tracks	- 5 points _____
<b>Total Deductions (not more than 50)</b>	- _____

Official Judge: \_\_\_\_\_



# RIGHT TURN EVENT

## MAXIMUM SCORE - 50 POINTS

**PURPOSE OF TEST:** This test is designed to determine a driver's ability to properly execute a right turn.

**INSTRUCTIONS:** A lane will be provided in which the driver will make the approach to the corner. The lane is marked on the right with a curb line 50 feet long or more. The driver will approach the corner giving the correct directional signal at least 100 feet from the turn as required by law. The contestant shall continue to steer the bus in a straight line until ready to execute the right turn. The bus may not be stopped during the event. The turn must be executed without touching the curb line.

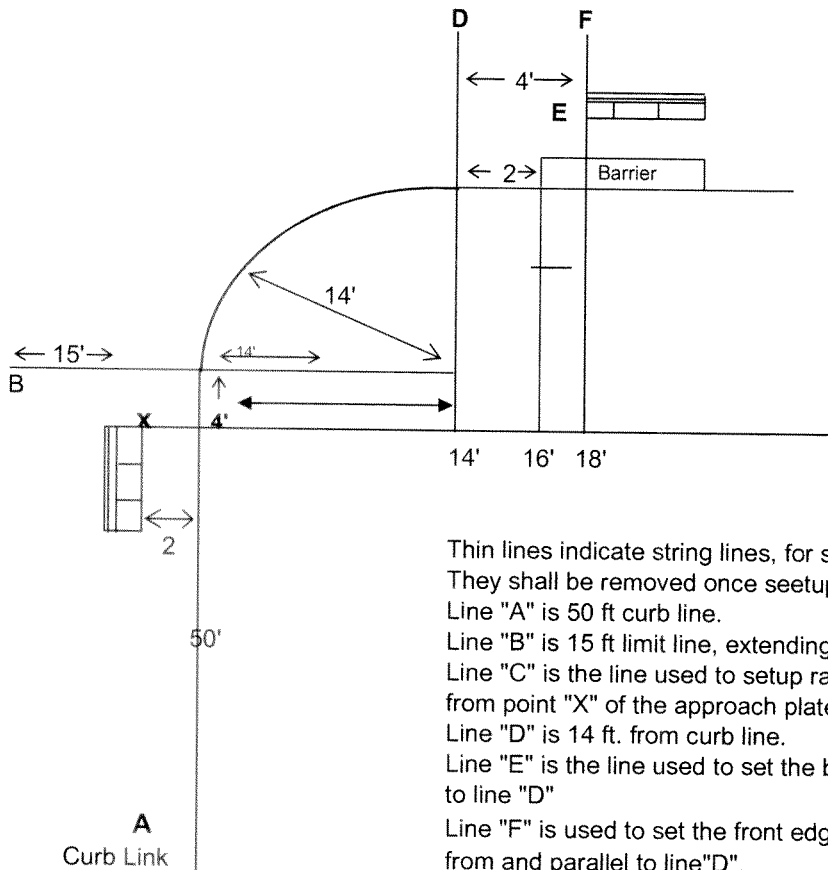
**SCORING:** Scoring will be based on the method in which the driver enters and recovers from the turn. The tire's tread will be used.

If any tire touches the curb at any time	50 points
Failure to keep door closed during event	50 points
Failure to complete event	50 points
Backing the bus	50 points
Failure to activate the right signal 100 feet from turn	25 points
Each instance of stopping during event (maximum of 50 points)	10 points
Failure to cancel right signal	5 points

The **right rear outside tire** should pass through the scoring template at the beginning and completion of the arc of the turn. If curb side tire touches more than one color on the template maximum deductions of the template will be taken. Deductions will be taken from the curbside of each template and the following demerits shall be charged.

0" to 6" (yellow)	0 points
6" to 9" (Black)	10 points
9" to 12" (Red)	20 points
more than 12" (missed template completely)	25 points

# Right Turn Layout Chart



Thin lines indicate string lines, for set up ONLY  
They shall be removed once set up is completed.

Line "A" is 50 ft curb line.

Line "B" is 15 ft limit line, extending at 90 degree angle from the curb line.

Line "C" is the line used to setup radius footage of the turn. It extends from point "X" of the approach plate.

Line "D" is 14 ft. from curb line.

Line "E" is the line used to set the barrier. It is 2 ft. from and parallel to line "D"

Line "F" is used to set the front edge of the recovery plate. It is 4 ft. from and parallel to line "D".

## Scoring Template

	25 Pts	
3"	20 Pts	Red
3"	10 Pts	Black
6"	0 Pts	Yellow



# RIGHT TURN EVENT

## Score Sheet

Contestant Number: \_\_\_\_\_

Maximum Score: 50 Points

Deductions: \_\_\_\_\_

Score Earned: \_\_\_\_\_

**TO BE COMPLETED BY SCORE OFFICIAL**

### TO BE COMPLETED BY JUDGE

Deductions

Failure to activate the right directional signal at least 100 feet. - 25 points \_\_\_\_\_

Each instance of stopping during event. No. of Times: \_\_\_\_\_ X (-10) = \_\_\_\_\_  
(not to exceed 50 points)

Tire touches curb line anytime. - 50 points \_\_\_\_\_

**Scoring for Template:** If curb side tire touches more than one color on the template maximum deduction of template will be taken

**Entering turn** - Right rear outside tire travels over scoring template:  
(not to exceed 25 points per template)

0" to 6" (Yellow) - 0 points \_\_\_\_\_  
6" to 9" (Black) -10 points \_\_\_\_\_  
9" to 12" (Red) -20 points \_\_\_\_\_  
more than 12" (missed template completely) -25 points \_\_\_\_\_

**Recovering from turn** - Right rear outside tire travels over scoring template:  
(not to exceed 25 points per template)

0" to 6" (Yellow) - 0 points \_\_\_\_\_  
6" to 9" (Black) -10 points \_\_\_\_\_  
9" to 12" (Red) -20 points \_\_\_\_\_  
more than 12" (missed template completely) -25 points \_\_\_\_\_

**Failure to:**

Complete the event. -50 points \_\_\_\_\_  
Keep door closed during the event. -50 points \_\_\_\_\_  
Backing the bus during event -50 points \_\_\_\_\_

**Official Judge:** \_\_\_\_\_

# STOP LINE EVENT

## MAXIMUM SCORE - 35 POINTS

**PURPOSE OF TEST:** To determine contestant's depth perception, ability to use crossview mirrors, and ability to bring the bus to a smooth, complete stop.

**INSTRUCTIONS:** The contestant will be expected to bring his/her bus to a complete stop as close to the stop line as possible without the face of the front bumper breaking the plane of the leading edge of the 2" wide stop line. No part of the front bumper can be over or on the 2" wide stop line. Only one stop can be made. Contestant will set parking brake and sound horn when ready for measurement. **The measurement will be made from the center of the front bumper.**

**SCORING:** The contestant has a perfect score if he/she stops within 2" of the leading edge of the 2" wide stop line.

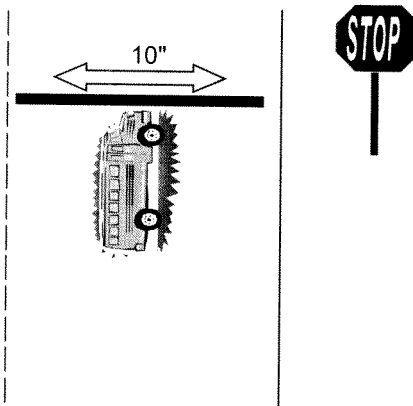
Deduct **thirty-five (35)** points if parking brake is not set or horn is not blown for measurement.

Deduct **three (3)** points for each 2" short of this goal.

Deduct **thirty-five (35)** points if bumper breaks the plane of the leading edge of the 2" wide stop line.

Deduct **thirty-five (35)** points for failure to complete event or follow instructions (Example: more than one stop).

TOTAL DEDUCTIONS FOR THIS EVENT WILL NOT EXCEED 35 POINTS.



# STOP LINE EVENT

## Score Sheet

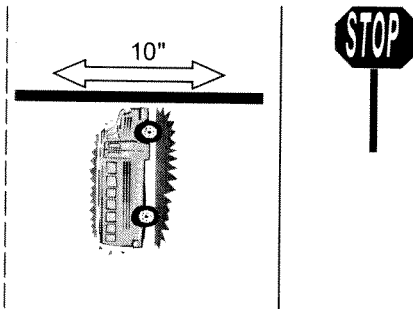
Contestant Number: _____	Maximum Score: <u>35 Points</u>
	Deductions: _____
<b>TO BE COMPLETED BY SCORE OFFICIAL</b>	Score Earned: _____
	Time: _____

### TO BE COMPLETED BY JUDGE

In order to achieve a perfect score, the bus must stop 2" or less from the leading edge of the 2" wide STOP LINE. Three (3) points will be deducted for each 2" or less that the bus exceeds this tolerance after being brought to a complete stop.

	Deduction Points	Deductions
0" to 2"	0 Points	- _____
Over 2" to 4"	3 Points	- _____
Over 4" to 6"	6 Points	- _____
Over 6" to 8"	9 Points	- _____
Over 8" to 10"	12 Points	- _____
Over 10" to 12"	15 Points	- _____
Over 12" to 14"	18 Points	- _____
Over 14" to 16"	21 Points	- _____
Over 16" to 18"	24 Points	- _____
Over 18" to 20"	27 Points	- _____
Over 20" to 22"	35 Points	- _____
Deduct <b>thirty-five (35)</b> Points for failure to set parking brake and failure to blow horn for measurement.		- _____
Deduct <b>thirty-five (35)</b> Points for stopping with bumper over or beyond leading edge of Stop Line.		- _____
Deduct <b>thirty-five (35)</b> Points for failure to complete event or follow instructions. (Example: more than one stop.)		- _____
TOTAL DEDUCTIONS FOR THIS EVENT WILL NOT EXCEED 35 POINTS		- _____

Official Judge: \_\_\_\_\_



# STRAIGHT LINE EVENT

## MAXIMUM SCORE - 50 POINTS

**PURPOSE OF TEST:** To determine driver's ability to maneuver bus in straight line of a given width.

**INSTRUCTIONS:** Bus is to pass through lane without touching any tennis balls with right front or right rear tires. Distance between markers is the width of the duals plus 3".

## SCORING:

Deduct **ten (10)** points for each instance of stopping forward motion of bus.

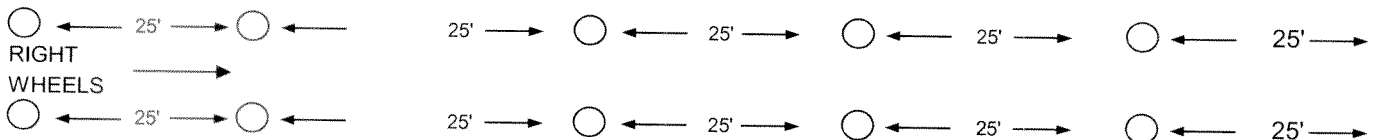
Deduct **five (5)** points for each instance of right front or right rear tire touching any tennis balls.

Deduct **ten(10)** points for each instance that right front or right rear tire knocks over any tennis ball.

Deduct **ten (10)** points for each instance that driver drives to either side of pair of tennis balls.

Deduct **fifty (50)** points for failure to complete event or follow instructions.

TOTAL DEDUCTIONS FOR THIS EVENT WILL NOT EXCEED 50 POINTS.



# STRAIGHT LINE EVENT

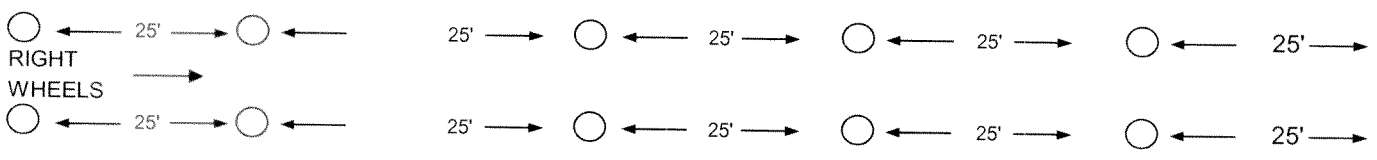
## Score Sheet

Contestant Number: _____	Maximum Score: <u>50 Points</u>
	Deductions: _____
<b>TO BE COMPLETED BY SCORE OFFICIAL</b>	Score Earned: _____
	Time: _____

### TO BE COMPLETED BY JUDGE

			<u>Deductions</u>
Check each instance of stopping forward motion of bus. Deduct ten (10) points for each instance	No. of Times: _____	X (- 10) = _____	
Check each instance of right front or right rear tire touching any tennis balls. Deduct five (5) points for each instance.	No. of Times: _____	X (- 5) = _____	
Check each instance of right front or right rear tire knocking over any tennis balls. Deduct ten (10) points for each instance.	No. of Times: _____	X (- 10) = _____	
Check each instance of driving to either side of pair of tennis balls. Deduct ten (10) points for each instance.	No. of Times: _____	X (- 10) = _____	
Deduct fifty (50) points for failure to complete event or failure to follow instructions.			(- 50) _____
<b>Total Deductions (not more than 50)</b>			<b>- _____</b>

Official Judge: \_\_\_\_\_



# STUDENT PICK-UP EVENT

## MAXIMUM SCORE - 25 POINTS

**PURPOSE OF TEST:** This test not only evaluates a driver's alertness while loading pupils, but also determines his/her ability to remember and perform several other important functions during such loading, including the proper use of mirrors, and the special school bus lighting system.

**INSTRUCTIONS:** Stop to load students, using the proper techniques. Contestants need to use mirrors before and after the stop, properly activate amber lights (if so equipped), and red lights. The driver should stop smoothly, set parking brake and place bus in neutral, have foot on brake while stopped, and open and close the door properly.

## SCORING:

Deduct **five (5)** points for failure to check mirrors before stop.

Deduct twenty **five (25)** points for failure to activate traffic warning lights properly.

Deduct **five (5)** points for failure to activate stop arm properly (after bus has stopped).

Deduct **five (5)** points if door is opened before bus is stopped.

Deduct **five (5)** points for jerky or sudden stop.

Deduct twenty **(20)** points if bus stops closer than six (6) FEET FROM STUDENT SIGN. (Distance between student and bus).

Deduct **five (5)** points if foot is not on brake while bus is stopped.

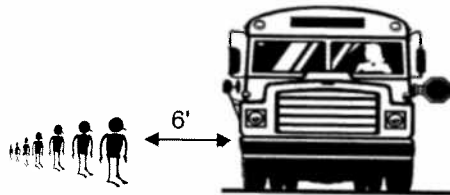
Deduct **five (5)** points if transmission is not put in neutral and parking brake has not been set.

Deduct **five (5)** points if bus is moved before door is closed.

Deduct **five (5)** points for failure to cancel all traffic warning devices.

Deduct **fifteen (15)** points for not checking mirrors before starting.

TOTAL DEDUCTIONS FOR THIS EVENT WILL NOT EXCEED 25 POINTS.



# STUDENT PICK-UP EVENT

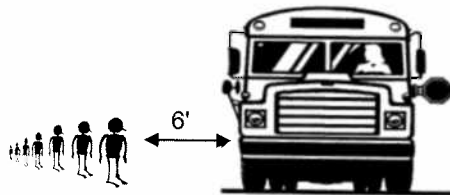
## Score Sheet

Contestant Number: _____	Maximum Score: <u>25 Points</u>
	Deductions: _____
<b>TO BE COMPLETED BY SCORE OFFICIAL</b>	Score Earned: _____
	Time: _____

### TO BE COMPLETED BY JUDGE

	Deduction Points	Deductions
Failure to check mirror before stopping.	- 5 points	- _____
Failure to activate warning lights properly.	-25 points	- _____
Failure to activate stop arm (after bus stops).	- 5 points	- _____
Failure to stop bus before door is opened.	- 5 points	- _____
Failure to stop smoothly (jerky or sudden stop).	- 5 points	- _____
Failure to stop bus within required distance. (no less than 6 feet between student sign and side of bus)	-20 points	- _____
Failure to keep foot on brake.	- 5 points	- _____
Failure to put transmission in neutral and set parking brake	- 5 points	- _____
Failure to close door before moving.	- 5 points	- _____
Failure to turn off all traffic warning devices.	- 5 points	- _____
Failure to check mirror before starting.	-15 points	- _____
<b>Total Deductions (not more than 25)</b>		- _____

Official Judge: \_\_\_\_\_



## SCORING SYSTEM

Written Test	100 Points
Pre-trip Inspection Test	100 Points
Right Turn Event	50 Points
Stop Line Event	35 Points
Back-Up Event	50 Points
Offset Alley Event	50 Points
Student Pick-Up Event	25 Points
Railroad Crossing Event	50 Points
Straight Line Event	50 Points
Diminishing Clearance Event	50 Points
Parallel Parking Event	<u>50 Points</u>

**TOTAL POINTS**

**610 POINTS**

Contestant time on the obstacle course will be used to break ties in scores.